



# Holding & Blowing Your Recorder

First, make sure you are in a good sitting position. Sit up tall and towards the edge of your seat to make sure you can take full breaths.

Hold your recorder in your left hand. Your thumb should be covering the hole at the back.

The fingers on your left hand should be gently curved and lift up and down over the three top finger holes.

You can use your thumb of your right hand to steady the recorder.



When you play the recorder, you don't want to blow too hard because it will squeak!

Instead, pretend that you are blowing gently on a single candle flame so that it flickers back and forth, but doesn't go out.


When we blow into our recorder, we separate the notes we are playing using our tongue. We tap our tongue gently on the back of our teeth, just like we are saying the letter d for dog.

Have a go at blowing into your recorder. Remember **slow** and **gentle** not fast and loud.

# B

## Music Notes

The first note we are going to learn to play on our recorder is B.



To play **B**, we use the top finger of our left hand to cover the top hole and we cover the hole at the back with our left thumb.

Have a go at blowing into your recorder with your fingers making the note B.

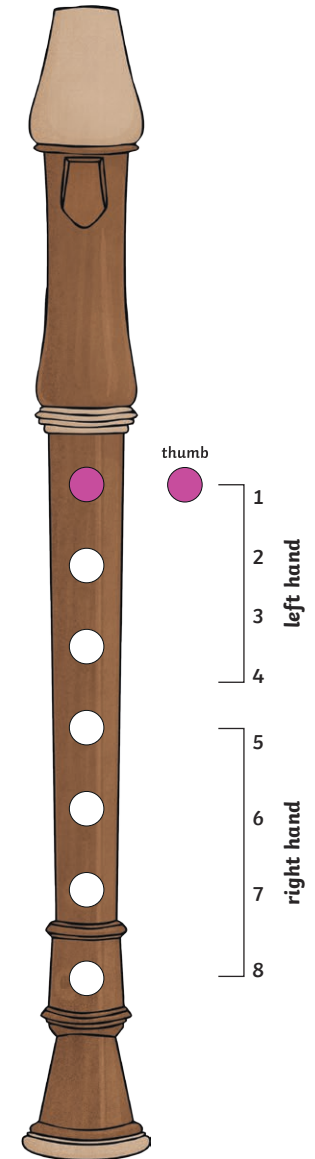
Remember to blow **slowly** and **gently** and to use your **tongue** to separate the notes.

## Bouncing Ball

Let's learn to play our first tune on our recorders using the note B. Try clapping the rhythm and saying the words before you play it on your recorder.

Musical notation for the first line of the 'Bouncing Ball' tune. It is written on a treble clef staff in 4/4 time. The melody consists of two measures. The first measure contains three quarter notes: B4, B4, and B4. The second measure contains three quarter notes: B4, B4, and B4. The lyrics 'Bounc - ing ball, bounc - ing ball,' are written below the notes.

Musical notation for the second line of the 'Bouncing Ball' tune. It is written on a treble clef staff in 4/4 time. The melody consists of two measures. The first measure contains four quarter notes: B4, B4, B4, and B4. The second measure contains three quarter notes: B4, B4, and B4. The lyrics 'jump - ing, danc - ing, bounc - ing ball.' are written below the notes.

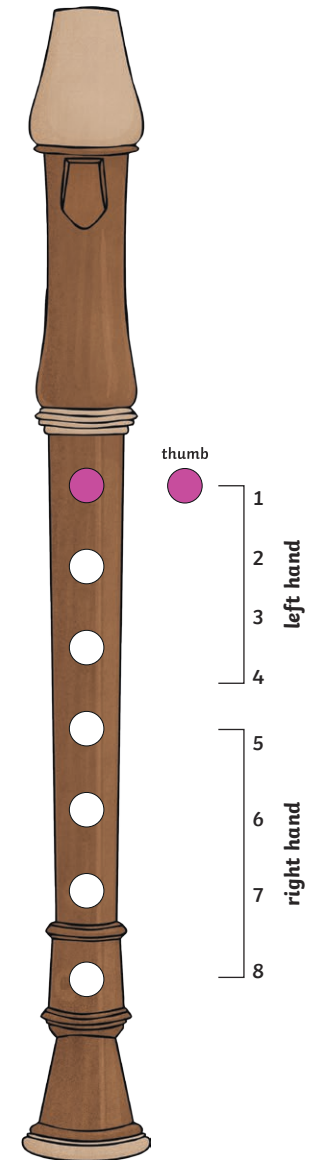



## Red Boat, Blue Boat

Let's learn to play another tune on our recorders using the note B. Try clapping the rhythm and saying the words before you play it on your recorder.

Red boat, blue boat,

sail - ing ov - er the sea.





Draw a face on the star to show how you feel about your recorder playing!

- Is your left hand on top?
- Are your fingers covering the correct holes?
- Are the finger holes completely sealed?
- Is your air stream gentle and steady?
- Are you using your tongue to separate notes as you play them?